



■ Features :

- Constant voltage design
- Universal AC input / Full range
- Withstand 300VAC surge input for 5 seconds
- Protections: Short circuit / Over load / Over voltage
- Cooling by free air convection
- Fully encapsulated with IP67 level (Note.8)
- Fully isolated plastic case
- Class II power unit, no FG
- Class 2 power unit
- Pass LPS
- Suitable for LED lighting and moving sign applications (Note.7)
- 100% full load burn-in test
- Low cost, high reliability
- 2 years warranty

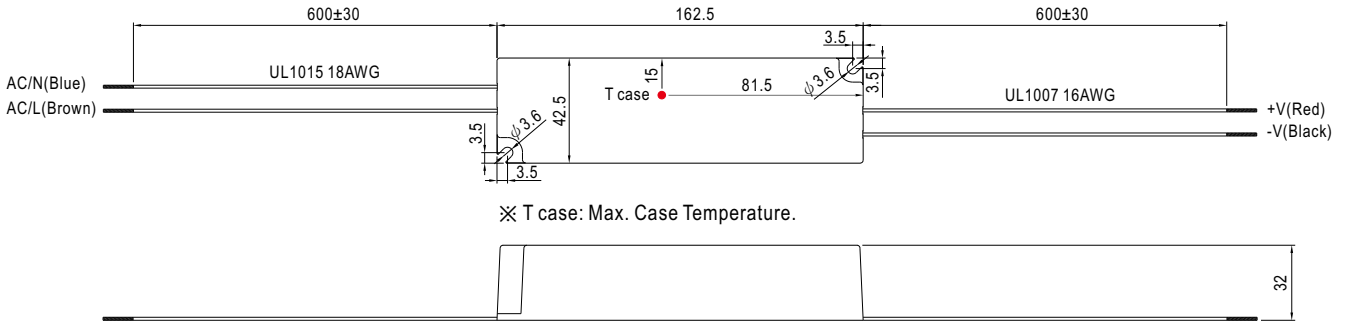


SPECIFICATION

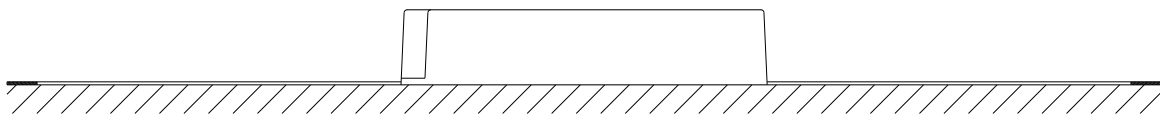
MODEL	LPV-60-5	LPV-60-12	LPV-60-15	LPV-60-24	LPV-60-36	LPV-60-48	
OUTPUT	DC VOLTAGE	5V	12V	15V	24V	36V	48V
	RATED CURRENT	8A	5A	4A	2.5A	1.67A	1.25A
	CURRENT RANGE	0 ~ 8A	0 ~ 5A	0 ~ 4A	0 ~ 2.5A	0 ~ 1.67A	0 ~ 1.25A
	RATED POWER	40W	60W	60W	60W	60W	60W
	RIPPLE & NOISE (max.) Note.2	80mVp-p	120mVp-p	120mVp-p	150mVp-p	150mVp-p	150mVp-p
	VOLTAGE TOLERANCE Note.3	±8.0%	±5.0%				
	LINE REGULATION	±1.0%					
	LOAD REGULATION	±6.0%	±2.0%				
	SETUP, RISE TIME Note.6	500ms, 20ms / 230VAC	500ms, 20ms / 115VAC at full load(for 5~36V) ; 500ms, 30ms / 230VAC	500ms, 20ms / 115VAC at full load(for 5~36V) ; 500ms, 30ms / 230VAC	500ms, 30ms / 230VAC	500ms, 30ms / 115VAC at full load(for 48V)	500ms, 30ms / 115VAC at full load(for 48V)
HOLD UP TIME (Typ.)	50ms/230VAC	16ms/115VAC at full load					
INPUT	VOLTAGE RANGE Note.4	90 ~ 264VAC	127 ~ 370VDC				
	FREQUENCY RANGE	47 ~ 63Hz					
	EFFICIENCY (Typ.)	76%	83%	83%	86%	86%	86%
	AC CURRENT (Typ.)	1.2A/115VAC	1A/230VAC				
	INRUSH CURRENT(Typ.)	COLD START 60A(twidth=525µs measured at 50% Ipeak) at 230VAC					
	LEAKAGE CURRENT	0.25mA / 240VAC					
PROTECTION	OVER LOAD	110 ~ 150% rated output power Protection type : Hiccup mode, recovers automatically after fault condition is removed					
	OVER VOLTAGE	5.75 ~ 6.75V	13.8 ~ 16.2V	17.25 ~ 20.25V	27.6 ~ 32.4V	41.4 ~ 48.6V	55.2 ~ 64.8V
		Protection type : Shut down o/p voltage, re-power on to recover					
ENVIRONMENT	WORKING TEMP.	-30 ~ +70°C (Refer to "Derating Curve")					
	WORKING HUMIDITY	20 ~ 90% RH non-condensing					
	STORAGE TEMP., HUMIDITY	-40 ~ +80°C, 10 ~ 95% RH					
	TEMP. COEFFICIENT	±0.03%/°C (0 ~ 50°C)					
	VIBRATION	10 ~ 500Hz, 2G 10min./1cycle, period for 60min. each along X, Y, Z axes					
SAFETY & EMC	SAFETY STANDARDS	UL879(except for LPV-60-5), UL1310(except for LPV-60-5), CSA C22.2 No. 207-M89(except for LPV-60-5, LPV-60-48), CAN/CSA C22.2 No. 223-M91(except for LPV-60-5, LPV-60-48), IP67, IEC60950-1:2005+A2:2013 approved ; design refer to TUV EN60950-1					
	WITHSTAND VOLTAGE	I/P-O/P:3KVAC					
	ISOLATION RESISTANCE	I/P-O/P:>100M Ohms / 500VDC / 25°C/ 70% RH					
	EMC EMISSION	Compliance to EN55022 (CISPR22) Class B, EN61000-3-2 Class A, EN61000-3-3					
	EMC IMMUNITY	Compliance to EN61000-4-2,3,4,5,6,8,11, EN55024, light industry level, criteria A					
OTHERS	MTBF	732Khrs min. MIL-HDBK-217F (25°C)					
	DIMENSION	162.5*42.5*32mm (L*W*H)					
	PACKING	0.4Kg; 32pcs/13.8Kg/0.56CUFT					
NOTE	<ol style="list-style-type: none"> 1. All parameters NOT specially mentioned are measured at 230VAC input, rated load and 25°C of ambient temperature. 2. Ripple & noise are measured at 20MHz of bandwidth by using a 12" twisted pair-wire terminated with a 0.1µf & 47µf parallel capacitor. 3. Tolerance : includes set up tolerance, line regulation and load regulation. 4. Derating may be needed under low input voltage. Please check the static characteristics for more details. 5. The power supply is considered as a component that will be operated in combination with final equipment. Since EMC performance will be affected by the complete installation, the final equipment manufacturers must re-qualify EMC Directive on the complete installation again. 6. Length of set up time is measured at first cold start. Turning ON/OFF the power supply may lead to increase of the set up time. 7. The unit might not be suitable for lighting applications in EU countries. Please check with your local authorities for the possible use of the unit. 8. Suitable for indoor use or outdoor use without direct sunlight exposure. Please avoid immerse in the water over 30 minute. 						

Mechanical Specification

Case No. 976A Unit:mm

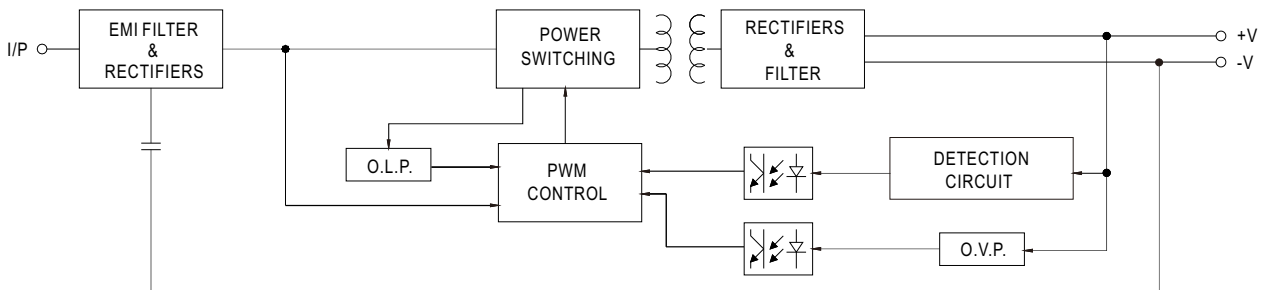


Recommend Mounting Direction

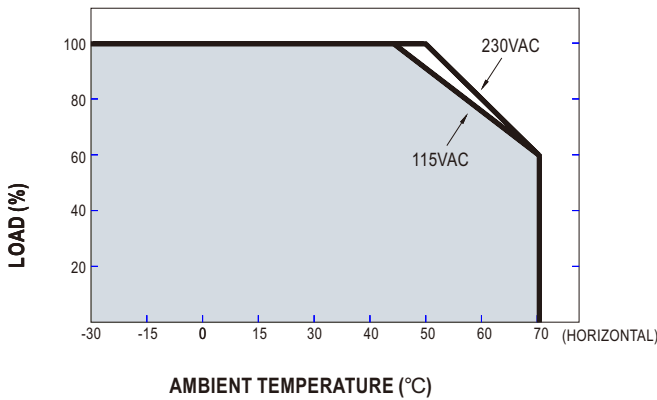


Block Diagram

fosc : 65KHz



Derating Curve



Static Characteristics

